

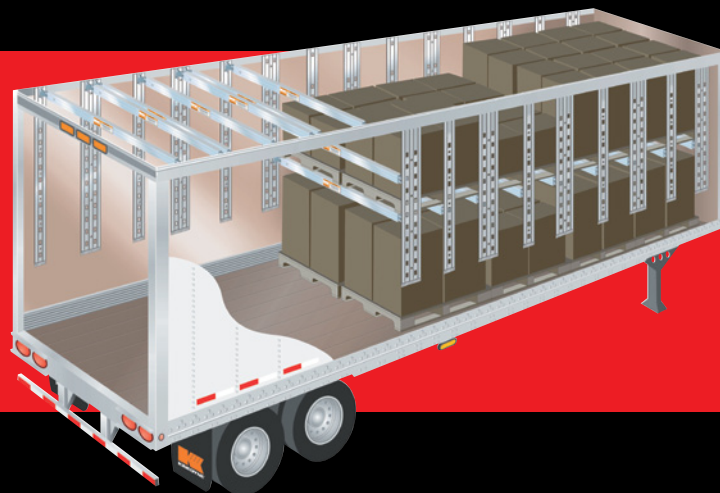
WHY  KINEDYNE®?

**BECAUSE KAPTIVE BEAM IS THE MOST
COMPREHENSIVE, LOAD-OPTIMIZING
SYSTEM ON THE ROAD.**

KAPTIVE BEAM®

**THE DECKING SYSTEM
PEOPLE ASK FOR BY NAME**

Efficient · Effective · Durable



 KINEDYNE®
The Cargo Control People!™

Optimizing your load capacity means maximizing profits!

The Kaptive Beam System can help you get there.

Why is Kaptive Beam your best choice?

With Kaptive Beam you get amazing flexibility in decking configurations, remarkable savings, and convenient ease-of-use!

THE SAVINGS

By optimizing your load capacity, Kaptive Beam offers the ability for more efficient trailer loads that can increase your profits over time. And because the Kaptive Beam double-decking system is easily adaptable to handle mixed cargo loads, it can help reduce damaged freight due to double stacking or shifting freight. Kinedyne offers a free evaluation to help you identify your specific load securement needs.

THE OPERATION

Kaptive Beam Systems are quick and easy to use. The Kaptive Beams can be adjusted to multiple heights to fit various load configurations. When not in use, the beams remain captive in the system's track – the origin behind the term "Kaptive" Beams – and easily stored at the ceiling level. With the Kaptive Beam System, your beams stay in the trailer 24/7, so no more "lost" or "stolen" beams.

THE COMPONENTS

Kaptive Beam Systems utilize an aluminum beam extrusion with a unique head assembly that moves within a vertical aluminum track. The head assemblies are made from zinc-plated steel (or zinc-plated steel and anodized high-strength aluminum, depending on the specific series). A heavy-duty, spring-loaded trigger mechanism automatically locks the beam into the track slots. The design of the track allows for easy installation in most trailer configurations, and its low-profile reduces the risk of snagging by forklifts.

THE VALUE PROPOSITION

A Kaptive Beam system, including the initial capital investment and routine maintenance, offers fleet owners the lowest overall cost of ownership compared to any other double decking system on the market. Kinedyne's "Solutions Team" is available to assist you in determining what your specific operation's return on investment would be... simply call your local Kinedyne Representative or, contact our Customer Service Team.

Customer Confidence

Kinedyne has been supplying the heavy-duty transportation industry with quality cargo securement products for over four decades and has earned a reputation for supplying the industry with products they can count on and trust. With a focus on continuous improvement, the Kinedyne Kaptive Beam Systems are regularly enhanced and tested against similar deck systems on the market today. The data collected from this testing is used to ensure the Kaptive Beam system remains the go-to solution for fleet operators.

Durability

Kinedyne's Kaptive Beam systems are built with the highest standards, selecting only quality materials and components, with an emphasis on system strength and the reduction of friction and wear.

The body of the foot assembly and guide shoe are made of hard anodized aluminum, the locking pawls are steel, and the heavy-duty, spring-loaded trigger mechanism provide a decking system nearly impossible to wear out during the life of the trailer.

Consistency

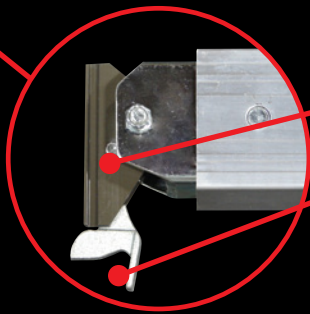
Proprietary manufacturing and quality control processes ensure Kinedyne's Kaptive Beam Systems consistently meet or exceed the operator's performance expectations throughout the life of the system.

System Life

The reduction of friction reduces wear and tear on the beam foot assembly's trigger mechanism, lock pawl and track, thereby increasing system durability and life expectancy. Kinedyne's Kaptive Beam Systems will perform as designed long after other systems on the market wear out.

Safety

All of these factors contribute to increased safety for your drivers, operators and maintenance staff.

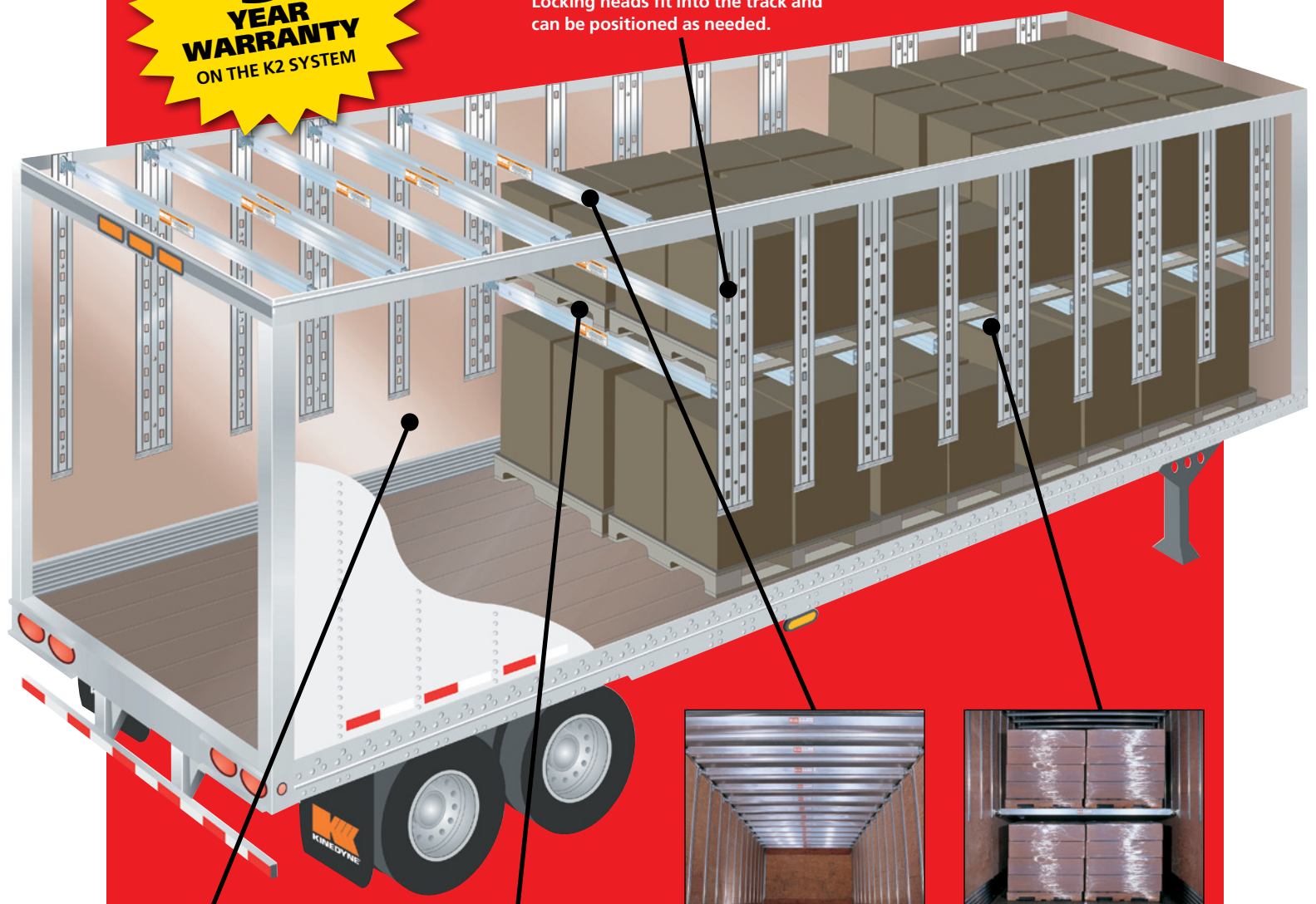


The guide shoe is made from hard, anodized-aluminum, providing increased durability, and the locking pawl is made from high-quality steel.

Kaptive Beams are made from extruded, high-strength aluminum, designed to give maximum strength at the lightest possible weight.

5
YEAR
WARRANTY
ON THE K2 SYSTEM

Locking heads fit into the track and can be positioned as needed.



The Kaptive Beam System can be installed in most commercial trailers.

The Kaptive Beam System allows you to optimize your trailer's capacity.



Kaptive Beams store out of the way at ceiling level.



Kaptive Beams can be set at multiple heights throughout the trailer.

2 YEAR WARRANTY ON THE K1 AND L1 SYSTEMS

Let's Talk About Options

Kinedyne Kaptive Beam Systems are rated based on Static Loads when used in decking applications. These ratings take into consideration the dynamic loads experienced during transit.

K1 KAPTIVE BEAM SYSTEM

K1, Kinedyne's original Kaptive Beam System, which is still specified by many fleets, is designed for use with the K1 series beams as well as A and E series beams. In addition, Kinedyne's standard A and E logistic strap assemblies can be used with this system.

K2 KAPTIVE BEAM SYSTEM

K2 Kaptive Beam System is Kinedyne's most popular Kaptive Beam System. This double-deck system is durable, yet economical. The K2 track is designed to conform to most trailer manufacturers' different post configurations. This fit and functionality allows the system track to be flush mounted, as well as, integrated to work with composite and standard sheet and post trailer designs.

L1 KAPTIVE BEAM SYSTEM

The L1 Kaptive Beam System is designed for fleets that already have an L-Track system. The L1 Kaptive Beam heads are designed to extend the useful life of the system by increasing spring performance and reliability, as well as, reducing friction and resulting wear seen in competitive designs.



For a link to our promotional and training videos please contact Kinedyne customer service.

For detailed product information, including system accessories, see our North American Cargo Securement Catalog.

www.kinedyne.com

For details on how to obtain a free evaluation of your specific load securement requirements, contact your local Kinedyne representative or call Kinedyne's Customer Service Team: 800.848.6057 (US) 800.268.3530 (Canada) 785.841.4000 x305 (International)

Our Promise to Our Customers

At Kinedyne, we are dedicated to providing the most efficient solutions and best overall value to our customers through unparalleled engineering, manufacturing, customer service and distribution. To ensure our customers receive the best overall value, we strive to:

1

Provide the highest quality products in the industry

2

Maintain a full line of standard products in stock

3

Ship all standard catalog items within 24 hours

4

Be competitively priced

5

Provide an unprecedented level of customer service and support

Our unwavering commitment to these objectives have made Kinedyne perennial leaders in the industry for almost 50 years.

 **KINEDYNE**[®]
The Cargo Control *People!*[™]

www.kinedyne.com